

# SAMSON

50.8 | 60.9 | 65.8 | 75.10



**DIECI**



## ***NEW CONSTRUCTION*** *THE CONSTRUCTION SITE IN YOUR HANDS*

The needs on construction sites are changing: management costs must be reduced, the vehicles productivity must be continuously improved. And Dieci meets its customers new requirements, evolving its own Product Offering with a new proposal of models that completes the Construction range.

More versatile vehicles - to perform different jobs - more **robust**, more **reliable**, **easy** and intuitive to use, while guaranteeing the maximum safety at all times. Maintenance is very easy thanks to **durable** components and materials that require replacement after several hundred hours of use. Modern vehicle, even in the lines, with the new Giugiaro Design cab enriched with materials derived from Truck and Automotive sectors that enhance its interiors. The **Samson** family consists of extremely robust and strong telehandlers, with outstanding power qualities and lifting capacity that make it particularly suitable for heavy and intensive work both in the construction and industrial sectors. Designed for professional use and heavy-duty applications, where strength and speed are essential features to achieve the maximum productivity. The wide range of equipment available allow to carry out various operations: with a telehandler, **you have the whole construction site in your hands.**

# POWER AND CONTROL

## DIECI HARDWARE AND SOFTWARE

- The **Vario System Transmission** ensures power, responsiveness and control even at maximum load, thanks to the integrated electronic control
- **4 Driving Modes:** Normal, ECO, Creeper, Loader
- **New control software** developed by the Dieci R&D department: advanced boom, vehicle, engine, transmission and exhaust gas treatment
- High-strength steel structures produced internally by Dieci: **top market performance**
- **Load sensing pump:** to manage up to 4 simultaneous movements at maximum capacity



### SAMSON 50.8

- ↑ Height 7.7 m
- 📊 Capacity 5000 kg
- ⚡ Max. power 128 kW@1900 rpm
- 📖 Mass 10560 kg



### SAMSON 60.9

- ↑ Height 8.6 m
- 📊 Capacity 6000 kg
- ⚡ Max. power 128 kW@1900 rpm
- 📖 Mass 11500 kg



### SAMSON 65.8

- ↑ Height 7.7 m
- 📊 Capacity 6500 kg
- ⚡ Max. power 128 kW@1900 rpm
- 📖 Mass 11300 kg



### SAMSON 75.10

- ↑ Height 9,65 m
- 📊 Capacity 7500 kg
- ⚡ Max. power 114 kW@1800 rpm
- 📖 Mass 12800 kg



## DTS

The **Dieci Telematic System** is the innovative telematic system that allows to interact with the vehicle remotely to geolocate it, monitor its operating parameters, measure its performance and limit its use.

By installing a high-tech control unit, the customer and the manufacturer can **connect to the vehicle in real time** from a computer or any mobile device and, through the **GSM and GPS networks**, discover where, if and how the machine is working, and **detect operating anomalies**, if any.

The operating data, collected via cloud, enable full **monitoring and diagnostics**. The support team and user can analyze the parameters directly, identify shortfalls in performance, and improve functionality or identify any maintenance operations required, thereby **optimizing costs** and ensuring **the vehicle and fleet are maintained in peak efficiency**.

The machine and its operators benefit from **active protection against theft and accident**: a notification is sent immediately if the vehicle leaves the predefined area. By setting a safe operating track, the operator is immediately alerted to any risk of impact or anomaly.



## STRONG AND SAFE

### POWERFUL AND STABLE

- **Extremely rugged** vehicles with **exceptional loading capacities** in all operating conditions, with boom retracted or extended
- **High power and efficiency FPT engines**: low noise, low consumption and low emissions
- **Arm too high** function: forward movement speed limited automatically when the boom is raised
- **Increased lateral stability**: more rigid chassis
- **EN15000 anti-tipping system**: aggravating movements blocked in the event of overload and load level always in evidence
- **ROPS and FOPS Cab**: operator protection guaranteed thanks to the dimensional stability of the cab
- **Transversal leveling device\***: to always work with the chassis in horizontal position, even on uneven ground

**GREAT LOADING CAPACITIES**

**ARM TOO HIGH**

**ROPS - FOPS**

## EASY AND INTUITIVE

### INTELLIGENT COMMANDS

- All boom movements are controlled by a **single joystick**, in a precise and proportional way and regardless of the load
- **Simultaneous movements** facilitate and speed up work in all conditions
- Dashboard with clear 7" monitor and **well-distributed controls**
- **Automatic electric parking brake**, even with the engine off: hill-start assist always available
- **Joystick with integrated FNR**, with capacitive sensor to automatically detect the operator's presence
- Vehicle information and diagnostic menu browsable in the 7" display

INTEGRATED FNR

PARKING BRAKE



## VERSATILE AND FLEXIBLE

### WIDE RANGE OF EQUIPMENT

- The new Samson vehicles have been designed to use the **various equipment** needed to carry out **all the work required by a construction site**: forks, loaders, lifting hooks, jibs with winches, grippers, material baskets, mixing buckets, concrete ladders, sweepers, salt spreader, snowplow blades
- **Automatic equipment recognition**: the vehicle configures itself automatically recognizing the equipment attached




# PRACTICAL AND RELIABLE

## FACILITATED DRIVING AND MAINTENANCE

- **Four driving wheels** and four steering wheels
- **Three steering modes** which can be selected by the operator: concentric, front and crab
- Hydraulic oil change every **2000 hours**
- **Easy to reach filters** in the engine compartment
- Sturdy and durable boom assembly: **tested reliability** for years of multiple applications and uses.
- **Standard battery isolation switch**, well protected and quickly accessible from the engine compartment

**4 DRIVE WHEELS**

**OIL: 2000 HOURS**



# COMFORT AND EFFICIENCY

## NEW GIUGIARO DESIGN

- **Giugiaro Design cab:** fine interiors derived from the Truck and Automotive sectors
- **Cruise Control:** electronic accelerator and limiter
- **More space** for the operator's legs
- Adjustable steering column
- Adjustable armrest
- **Three seat suspension systems** to choose from: mechanical, pneumatic and low frequency pneumatic
- Soundproofing roof, dashboard and mat
- Large windows
- Integrated **LED work lights** for maximum visibility even at night: on the cab, boom and perimeter
- Rear-view mirrors that allow all-round visibility
- Optional **cameras**
- Direction of travel and boom controlled by the **new ergonomic joystick**
- **Low consumption, high efficiency, optimized yield and maximum safety** in all the vehicle conditions of use

# TECHNICAL DATA

## PERFORMANCE

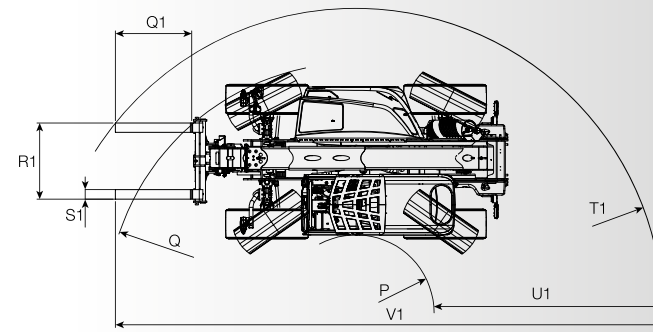
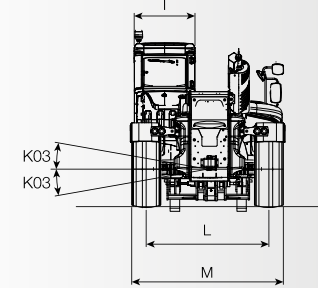
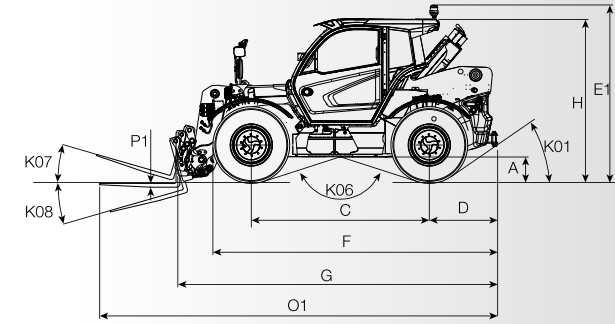
Vehicle model	SAMSON 50.8	SAMSON 65.8	SAMSON 60.9	SAMSON 75.10
Maximum capacity	5000 kg (11023 lb)	6500 kg (14330 lb)	6000 kg (13228 lb)	7500 kg (16535 lb)
Maximum lifting height	7,7 m (25,3 ft)	7,7 m (25,3 ft)	8,6 m (28,2 ft)	9,65 m (31,7 ft)
Maximum horizontal extension	4,2 m (13,8 ft)	4,2 m (13,8 ft)	4,9 m (16,1 ft)	5,4 m (17,7 ft)
Fork swiveling angle	144 °	144 °	144 °	134 °
Pull-out force	8900 daN (20008 lbf)	8900 daN (20008 lbf)	8900 daN (20008 lbf)	10600 daN (23830 lbf)
Towing force	8585 daN (19300 lbf)	8585 daN (19300 lbf)	8585 daN (19300 lbf)	8360 daN (18794 lbf)
Maximum climb angle	40%	40%	40%	40%
Unladen weight	10560 kg (23281 lb)	11300 kg (24912 lb)	11500 kg (25353 lb)	12800 kg (28219 lb)
Max speed (referred to wheels with maximum permitted diameter)	40 km/h (24,9 mph)	40 km/h (24,9 mph)	40 km/h (24,9 mph)	40 km/h (24,9 mph)

## ENGINE

Vehicle model	SAMSON 50.8	SAMSON 65.8	SAMSON 60.9	SAMSON 75.10
Brand	FPT	FPT	FPT	FPT
Nominal power	125 kW (168 HP)	125 kW (168 HP)	125 kW (168 HP)	103 kW (138 HP)
@rpm	2200 rpm	2200 rpm	2200 rpm	2200 rpm
Peak power	128 kW (172 HP)	128 kW (172 HP)	128 kW (172 HP)	114 kW (153 HP)
@rpm	1900 rpm	1900 rpm	1900 rpm	1800 rpm
Operation	4-stroke	4-stroke	4-stroke	4-stroke
Injection	Electronic, Common Rail	Electronic, Common Rail	Electronic, Common Rail	4-Stroke Electronic Injection, Common Rail
Number and arrangement of cylinders	4, Vertical in line	4, Vertical in line	4, Vertical in line	4, Vertical in line
Displacement	4485 cm³ (274 in³)	4485 cm³ (274 in³)	4485 cm³ (274 in³)	4485 cm³ (274 in³)
Consumption	212 g/kWh (348,74 lb/Hp h)	212 g/kWh (348,74 lb/Hp h)	212 g/kWh (348,74 lb/Hp h)	212 g/kWh (348,74 lb/Hp h)
@rpm	2200 rpm	2200 rpm	2200 rpm	2200 rpm
Emission standard	Stage V	Stage V	Stage V	Stage V
Exhaust gas treatment	DOC+SCRoF (with AdBlue)	DOC+SCRoF (with AdBlue)	DOC+SCRoF (with AdBlue)	DOC+SCRoF (with AdBlue)
Cooling system	Liquid	Liquid	Liquid	Liquid
Intake	16-valve turbocharger with aftercooler	16-valve turbocharger with aftercooler	16-valve turbocharger with aftercooler	16-valve turbocharger with aftercooler

## HYDRAULIC SYSTEM

Vehicle model	SAMSON 50.8 VS EVO2 - GD	SAMSON 65.8 VS EVO2 - GD	SAMSON 60.9 VS EVO2 - GD	SAMSON 75.10 - GD
Hydraulic pump type	Piston pump with variable flow rate for power steering and movements. Gear pumps for Fan Drive with fan reversal.	Piston pump with variable flow rate for power steering and movements. Gear pumps for Fan Drive with fan reversal.	Piston pump with variable flow rate for power steering and movements. Gear pumps for Fan Drive with fan reversal.	Gear pump for power steering and movements. Gear pump for Fan Drive.
Hydraulic pump capacity	247 L/min (65,3 gal/min)	247 L/min (65,3 gal/min)	247 L/min (65,3 gal/min)	160 L/min (42,3 gal/min)
Max. operating pressure	26 MPa (3771 psi)	26 MPa (3771 psi)	26 MPa (3771 psi)	26 MPa (3771 psi)
Distributor control	4 in 1 proportional electrical Joystick with FNR	4 in 1 proportional electrical Joystick with FNR	4 in 1 proportional electrical Joystick with FNR	4 in 1 proportional Joystick with FNR

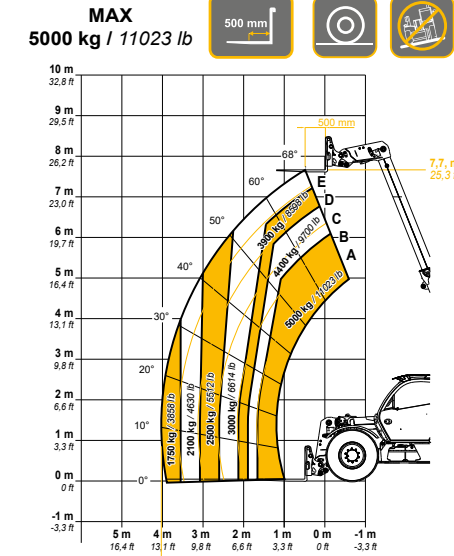


## TRANSMISSION

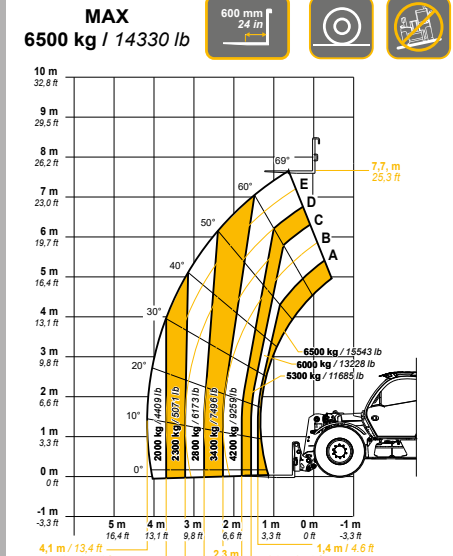
Vehicle model	SAMSON 50.8 - 60.9 - 65.8	SAMSON 75.10
Transmission type	Hydrostatic Vario System EVO2 electronically controlled with 2 hydrostatic motors with continuous automatic adjustment	Hydrostatic with variable displacement pump
Hydraulic motor	2 Hydraulic motors with continuous automatic adjustment	Hydrostatic with continuous automatic adjustment
Reversal	With electronic control operated with vehicle in motion	Electro-Hydraulic
Inching	With electronic pedal for controlled forward movement	With electronic pedal for controlled forward movement

## DIMENSIONS

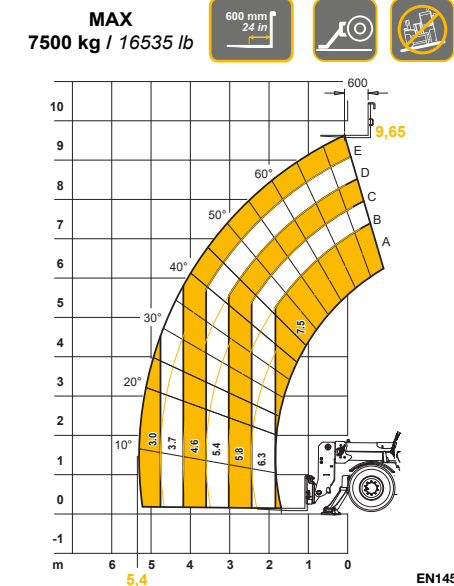
	SAMSON 50.8	SAMSON 60.9	SAMSON 65.8	SAMSON 75.10
A	400 mm (15,7 in)	400 mm (15,7 in)	400 mm (15,7 in)	390 mm (15,4 in)
C	2800 mm (110,2 in)	2800 mm (110,2 in)	2800 mm (110,2 in)	2950 mm (116,1 in)
D	1037 mm (40,8 in)	1037 mm (40,8 in)	1037 mm (40,8 in)	1445 mm (56,9 in)
E1	2800 mm (110,2 in)	2800 mm (110,2 in)	2800 mm (110,2 in)	2900 mm (114,2 in)
F	4442 mm (174,9 in)	4442 mm (174,9 in)	4442 mm (174,9 in)	4990 mm (196,5 in)
G	5023 mm (197,8 in)	5023 mm (197,8 in)	5373 mm (211,5 in)	5910 mm (232,7 in)
H	2545 mm (100,2 in)	2545 mm (100,2 in)	2545 mm (100,2 in)	2640 mm (103,9 in)
I	960 mm (37,8 in)	960 mm (37,8 in)	960 mm (37,8 in)	960 mm (37,8 in)
K01	37 °	37 °	37 °	25 °
K03	10 °	10 °	10 °	10 °
K06	144 °	144 °	144 °	145 °
K07	16 °	16 °	16 °	13 °
K08	131 °	131 °	131 °	113 °
L	1930 mm (76,0 in)	1930 mm (76,0 in)	1930 mm (76,0 in)	1930 mm (76,0 in)
M	2375 mm (93,5 in)	2375 mm (93,5 in)	2390 mm (94,1 in)	2390 mm (94,1 in)
O1	6223 mm (245,0 in)	6223 mm (245,0 in)	6573 mm (258,8 in)	-
P	1229 mm (48,4 in)	1229 mm (48,4 in)	1229 mm (48,4 in)	1325 mm (52,2 in)
Q	3933 mm (154,8 in)	3933 mm (154,8 in)	3933 mm (154,8 in)	4035 mm (158,9 in)
Q1	1200 mm (47,2 in)	1200 mm (47,2 in)	1200 mm (47,2 in)	1200 mm (47,2 in)
R1	1200 mm (47,2 in)	1200 mm (47,2 in)	1200 mm (47,2 in)	1230 mm (48,4 in)
S1	150 mm (5,9 in)	150 mm (5,9 in)	150 mm (5,9 in)	200 mm (7,9 in)
T1	4824 mm (189,9 in)	4824 mm (189,9 in)	5104 mm (200,9 in)	5330 mm (209,8 in)
U1	3596 mm (141,6 in)	3596 mm (141,6 in)	3875 mm (152,6 in)	4000 mm (157,5 in)
V1	8613 mm (339,1 in)	8613 mm (339,1 in)	8613 mm (339,1 in)	9665 mm (380,5 in)
S1	150 mm (5,9 in)	150 mm (5,9 in)	150 mm (5,9 in)	200 mm (7,9 in)
T1	4824 mm (189,9 in)	5104 mm (200,9 in)	4824 mm (189,9 in)	5330 mm (209,8 in)
U1	3596 mm (141,6 in)	3875 mm (152,6 in)	3596 mm (141,6 in)	4000 mm (157,5 in)
V1	8613 mm (339,1 in)	8613 mm (339,1 in)	8613 mm (339,1 in)	9665 mm (380,5 in)



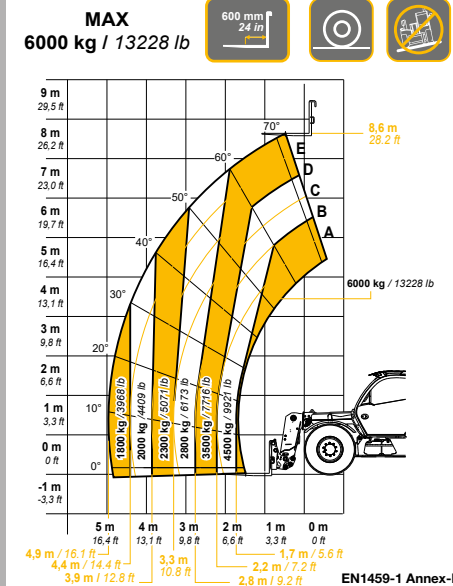
50.8



65.9



75.10



60.9

10 The vehicles shown in this catalog can be equipped with standard attachments or equipment, on request or not available, according to the versions. Dieci Srl reserves the right to modify the specifications described and illustrated at any time and without prior notice. Non-contractual document. Non-exhaustive specification list. The photos and diagrams contained in this brochure are provided for consultation and for information purposes.

# DIECI SERVICE

## ASSISTANCE SERVICE ALWAYS AND EVERYWHERE

General headquarters in Emilia Romagna - over 135,000 square meters and about 400 people employed - and 3 branches in Germany, United Kingdom, France: Dieci is present in over 70 Countries with **an extensive network of over 400 dealers** and authorized service centers.

**Dieci Service**, our global technical assistance service, is developed on this basis: our customers are assisted directly by specialized technicians and every request is satisfied in a very short time. Dieci Service, **within a few hours, can provide interventions and spare parts all over the world.**

Visit [www.dieci.com](http://www.dieci.com) to find the dealer closest to you.

400 DEALERS

70 COUNTRIES

3 BRANCHES



# **SAMSON**

50.8 | 60.9 | 65.8 | 75.10

INVICTO

# **DIECI**

[www.dieci.com](http://www.dieci.com)



Ph: masterservicelorenz.it