

The Dieci logo is displayed in a bold, italicized, sans-serif font. The letters are yellow, and the 'i' in 'Dieci' has a red dot.

**DIECI**

## **TRUCK MIXER**

**L 3500 | L 4700 | F 7000**





# RELIABILITY AND EXPERIENCE FOR 50 YEARS

## TRUCK MIXER: THE INDISPENSABLES

Over half a century of experience to give evidence of the great reliability of the Dieci Truck mixers.

The proven design of the **spiral blades** allows **homogeneous mixing** in all sections.

The high thickness of the steel used for the mixing drum ensures its **dimensional stability** and **long life**.

**Manoeuvrability, compactness** and **agility**, combined with the **4 drive wheels**, make the Dieci self-loading and rotary truck mixers indispensable.



# 9 MODELS

## 3 VERSIONS

630-945 l **WATER TANK CAPACITY**

2.5-5.0 m<sup>3</sup> **YIELD**

115-134 HP **2 ENGINE SIZES**



**L 3500**  
LOADING SHOVEL



**L 3500 T**  
HOPPER



**L 3500 CCS**  
CONCRETE CUBE SYSTEM



- Power 85,9 kW (115 HP)
- Water tank 630 L (166,43 gal)
- Yield 2,5 m<sup>3</sup> (88 ft<sup>3</sup>)



**L 4700**  
LOADING SHOVEL



**L 4700 T**  
HOPPER



**L 4700 CCS**  
CONCRETE CUBE SYSTEM



- Power 85,9 kW (115 HP)
- Water tank 630 L (166,43 gal)
- Yield 3,5 m<sup>3</sup> (124 ft<sup>3</sup>)

**F 7000**  
LOADING SHOVEL



**F 7000 T**  
HOPPER



**F 7000 CCS**  
CONCRETE CUBE SYSTEM



- Power: 100 kW (134 HP)
- Water tank:  
850 L (224,55 gal) F 7000 / F 7000 T  
945 L (249,64 gal) F 7000 CCS
- Yield: 5,0 m<sup>3</sup> (177 ft<sup>3</sup>)



# NEW LOADING SYSTEM

## CONCRETE CUBE SYSTEM

Excess material can be discharged inside the bucket thanks to the integrated scale system: **Concrete cube system**

A high precision device able to perform **real-time check** and **final verification** of the concrete quality. It accurately weighs the aggregates that are loaded by bucket and automatically adds the required water and additives. It is able to manage **up to 128 recipes**.

The self-compensating **electronic weighing** allows to operate on sloped terrain up to 10°, while the **integrated printer** immediately provides a report that guarantees the production of **certified quality concrete**.

## COMPONENTS DOSING

The device can be integrated with the automatic **input of two additives**, through the liter meter reading and automatic activation of the pumps.



## AUTOMATIC LOADING

Unequaled versatility and agility for the **automatic single-movement loading system**, which prevents material from falling out during the introduction into the drum.

The vehicle is provided with the ingenious **System Cap** for the drum cap.

## EFFICIENT HOPPER

The **hopper** facilitates the settling phases in the concrete mixer plants. Simple geometries for **maximum efficiency** and functionality during the loading phase, minimizing the risk of clogging. Convenient maintenance with easily **removable hopper**.



## REVERSIBLE DRIVING

## TRILATERAL UNLOADING



# HI-TECHNOLOGY

## HIGH CAPACITY AXLES

Absolute **safety and maneuvering precision** at maximum load even at standstill. The chassis on side members gives **stability** characteristics that can compensate for the electronic weighing phases.

## EASY CONTROL

**Drum rotation control** which can be operated from the ground by two workstations.

All engine functions are controlled with **CANBUS system** that allows a better response in real time.

The **cameras** (optional) provide a millimetric view on the screen facilitating the load and movement operations. Safety stop button on all models.



## HIDDEN TANK

Fuel tank and related filler are positioned at the rear of the vehicle, well **protected from accidental impacts**.

**Chute with hydraulic control\*** with insertable extensions and rotation > 180°.

## WATER SYSTEM

The suction system draws water from the **integrated tanks**, protected against accidental impacts. The great amount of water available is simply managed by the **easy-to-read liter meter**. The **high pressure nozzle** for cleaning operations is available as an optional.



### HYDROSTATIC TRANSMISSION

With the latest components, the hydrostatic transmission makes the **movements fluid and precise**.

The independent hydraulic circuit for the drum rotation ensures **maximum mixing performance**.

### INCHING PEDAL

Essential when the forward speed must be reduced or stopped and the **maximum hydraulic power** is required for the drum.

The servo-assisted service brake ensures **safe and modulated braking** reducing stress on the pedal.



## POWER

### ALL ROAD

The latest generation Perkins **Stage 5/Tier 4f** engines, with **full electronic control**, allow **over 10 % fuel consumption** for full use of the engine's power: F7000 models can go further **up to 134 HP**.

The **DOC+DPF+SCR with AdBlue** technology reduces emissions into the atmosphere to a minimum, while **Stage 3A/Tier 3** engines are available for countries outside the EU, in compliance with the respective anti-pollution regulations.

The **four driving and steering wheels** with the **"twin wheels"** mode facilitate maneuvering on construction sites with limited space.





# ABSOLUTE COMFORT

Comfort is the first thing you notice on board a Dieci truck mixer. The meticulous study of the **controls arrangement makes the vehicle use simple, easy and comfortable**. Equipped with the **widest door** on the market, accessing the driving position is easier and safe, thanks to the **double swing door opening** with open-door safety lock.



## ON-BOARD COMPUTER

Unparalleled technology with the new **on-board computer**: the display shows clearly, completely and in real time **all the information** needed to use the vehicle, with an intuitive icon-based interface.

## 360° VISIBILITY

The front and rear window wiper cleans the glass even at the top of the cab for an unparalleled 360° view. The **cameras** (optional) provide a millimetric view on the screen facilitating the loading and movement operations.

## SAFE AND COMFORTABLE CAB

The structural characteristics the cab comply with the strict **Rops- Fops** safety requirements.

The powerful **air conditioning system** allows perfect air circulation inside the cab, reaching the desired temperature in no time.

**Soundproofing, adjustable steering wheel**, storage compartments, radio, sun screen and **ergonomic seat with suspension** allow to operate in conditions of total comfort.



# DIECI SERVICE

Dieci Service is our technical assistance service present across the world, through an **extensive network of dealers** and authorized service centers.

Our customers are assisted directly by specialized technicians and every request is satisfied in a very short time: thanks to the use of automated warehouses, Dieci Service can provide, within a few hours, interventions and spare parts all over the world. Visit [www.dieci.com](http://www.dieci.com) to find the dealer closest to you.

400 **DEALERS**

70 **COUNTRIES**

3 **BRANCHES**





TECHNICAL DATA

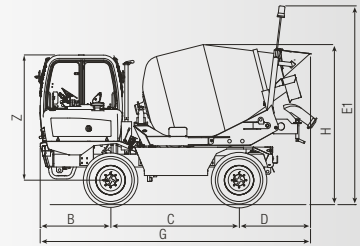
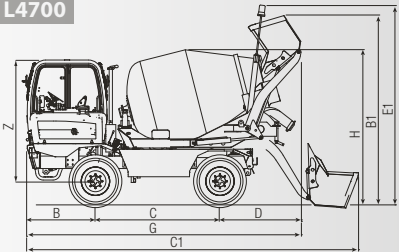
GENERAL INFORMATION

Vehicle model	AB L 3500	AB L 3500 T	AB L 3500 CCS	AB L 4700	AB L 4700 T	AB L 4700 CCS	AB F 7000	AB F 7000 T	AB F 7000 CCS
Concrete yield	2,5 m³ (88 ft³)	2,5 m³ (88 ft³)	2,5 m³ (88 ft³)	3,5 m³ (124 ft³)	3,5 m³ (124 ft³)	3,5 m³ (124 ft³)	5,0 m³ (177 ft³)	5,0 m³ (177 ft³)	5,0 m³ (177 ft³)
Unladen weight	5900 kg (13007 lb)	5900 kg (13007 lb)	5900 kg (13007 lb)	6700 kg (14771 lb)	6400 kg (14110 lb)	6700 kg (14771 lb)	7400 kg (16314 lb)	7400 kg (16314 lb)	7400 kg (16314 lb)
Water tank capacity	630 L (166,43 gal)	630 L (166,43 gal)	630 L (166,43 gal)	630 L (166,43 gal)	630 L (166,43 gal)	630 L (166,43 gal)	850 L (224,55 gal)	850 L (224,55 gal)	945 L (249,64 gal)
Shovel capacity	500 L (132,09 gal)	-	500 L (132,09 gal)	600 L (158,5 gal)	-	600 L (158,5 gal)	600 L (158,5 gal)	-	600 L (158,5 gal)
Max speed (referred to wheels with maximum permitted diameter)	27 km/h (16,8 mph)	27 km/h (16,8 mph)	27 km/h (16,8 mph)	27 km/h (16,8 mph)	27 km/h (16,8 mph)	27 km/h (16,8 mph)	27 km/h (16,8 mph)	27 km/h (16,8 mph)	27 km/h (16,8 mph)

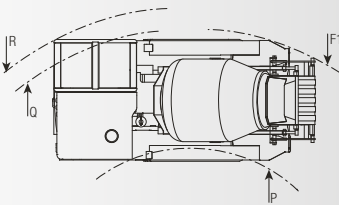
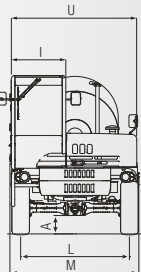
ENGINE

Vehicle model	AB L 3500	AB L 3500 T	AB L 3500 CCS	AB L 4700	AB L 4700 T	AB L 4700 CCS	AB F 7000	AB F 7000 T	AB F 7000 CCS
Brand	Perkins	Perkins	Perkins	Perkins	Perkins	Perkins	Perkins	Perkins	Perkins
Nominal power	85,9 kW (115 HP)	85,9 kW (115 HP)	85,9 kW (115 HP)	85,9 kW (115 HP)	85,9 kW (115 HP)	85,9 kW (115 HP)	100 kW (134 HP)	100 kW (134 HP)	100 kW (134 HP)
@rpm	2200 rpm	2200 rpm	2200 rpm	2200 rpm	2200 rpm	2200 rpm	2200 rpm	2200 rpm	2200 rpm
Displacement	3621 cm³ (221 in³)	3621 cm³ (221 in³)	3621 cm³ (221 in³)	3621 cm³ (221 in³)	3621 cm³ (221 in³)	3621 cm³ (221 in³)	3621 cm³ (221 in³)	3621 cm³ (221 in³)	3621 cm³ (221 in³)
Emission standard	Stage V/ Tier 4f	Stage V/ Tier 4f	Stage V/ Tier 4f	Stage V/ Tier 4f	Stage V/ Tier 4f	Stage V/ Tier 4f	Stage V	Stage V	Stage V
Intake	Turbo-charger after-cooler	Turbo-charger after-cooler	Turbo-charger after-cooler	Turbo-charger after-cooler	Turbo-charger after-cooler	Turbo-charger after-cooler	Turbo-charger after-cooler	Turbo-charger after-cooler	Turbo-charger after-cooler

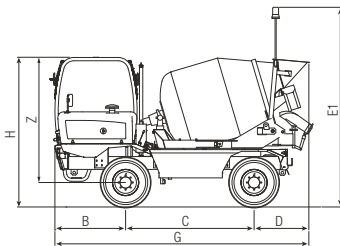
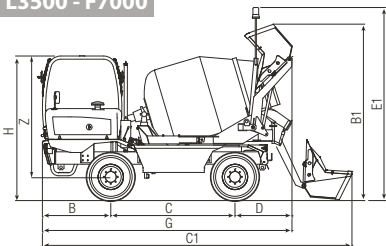
L4700



L4700 - L3500 - F7000



L3500 - F7000



DIMENSIONS

Vehicle model	AB L 3500	AB L 3500 T	AB L 3500 CCS	AB L 4700	AB L 4700 T	AB L 4700 CCS	AB F 7000	AB F 7000 T	AB F 7000 CCS
A	320 mm (12,6 in)	320 mm (12,6 in)	320 mm (12,6 in)	360 mm (14,2 in)	360 mm (14,2 in)	360 mm (14,2 in)	410 mm (16,1 in)	410 mm (16,1 in)	410 mm (16,1 in)
B	1380 mm (54,3 in)	1380 mm (54,3 in)	1380 mm (54,3 in)	1380 mm (54,3 in)	1380 mm (54,3 in)	1380 mm (54,3 in)	1215 mm (47,8 in)	1215 mm (47,8 in)	1215 mm (47,8 in)
B1	3550 mm (139,8 in)	-	3550 mm (139,8 in)	3820 mm (150,4 in)	-	3820 mm (150,4 in)	3850 mm (151,6 in)	-	3850 mm (151,6 in)
C	2500 mm (98,4 in)	2500 mm (98,4 in)	2500 mm (98,4 in)	2500 mm (98,4 in)	2500 mm (98,4 in)	2500 mm (98,4 in)	3210 mm (126,4 in)	3210 mm (126,4 in)	3210 mm (126,4 in)
C1	6230 mm (245,3 in)	-	6230 mm (245,3 in)	6660 mm (262,2 in)	-	6660 mm (262,2 in)	7490 mm (294,9 in)	-	7490 mm (294,9 in)
D	1150 mm (45,3 in)	1070 mm (42,1 in)	1150 mm (45,3 in)	1640 mm (64,6 in)	1410 mm (55,5 in)	1640 mm (64,6 in)	2050 mm (80,7 in)	1675 mm (65,9 in)	2050 mm (80,7 in)
E1	3870 mm (152,4 in)	3870 mm (152,4 in)	3870 mm (152,4 in)	4070 mm (160,2 in)	4070 mm (160,2 in)	4070 mm (160,2 in)	4000 mm (157,5 in)	4000 mm (157,5 in)	4000 mm (157,5 in)
F1	5340 mm (210,2 in)	5340 mm (210,2 in)	5340 mm (210,2 in)	5590 mm (220,1 in)	5340 mm (210,2 in)	5590 mm (220,1 in)	6450 mm (253,9 in)	6120 mm (240,9 in)	6450 mm (253,9 in)
G	5030 mm (198 in)	4955 mm (195,1 in)	5030 mm (198 in)	5520 mm (217,3 in)	5290 mm (208,3 in)	5520 mm (217,3 in)	6475 mm (254,9 in)	6100 mm (240,2 in)	6475 mm (254,9 in)
H	2900 mm (114,2 in)	2900 mm (114,2 in)	2900 mm (114,2 in)	3140 mm (123,6 in)	3140 mm (123,6 in)	3140 mm (123,6 in)	3050 mm (120,1 in)	3050 mm (120,1 in)	3050 mm (120,1 in)
I	1000 mm (39,4 in)	1000 mm (39,4 in)	1000 mm (39,4 in)	1000 mm (39,4 in)	1000 mm (39,4 in)	1000 mm (39,4 in)	1000 mm (39,4 in)	1000 mm (39,4 in)	1000 mm (39,4 in)
L	2030 mm (79,9 in)	2030 mm (79,9 in)	2030 mm (79,9 in)	1980 mm (78 in)	1980 mm (78 in)	1980 mm (78 in)	1920 mm (75,6 in)	1920 mm (75,6 in)	1920 mm (75,6 in)
M	2370 mm (93,3 in)	2370 mm (93,3 in)	2370 mm (93,3 in)	2400 mm (94,5 in)	2400 mm (94,5 in)	2400 mm (94,5 in)	2370 mm (93,3 in)	2370 mm (93,3 in)	2370 mm (93,3 in)
P	3030 mm (119,3 in)	3030 mm (119,3 in)	3030 mm (119,3 in)	3000 mm (118,1 in)	3000 mm (118,1 in)	3000 mm (118,1 in)	3750 mm (147,6 in)	3750 mm (147,6 in)	3750 mm (147,6 in)
Q	5330 mm (209,8 in)	5330 mm (209,8 in)	5330 mm (209,8 in)	5370 mm (211,4 in)	5370 mm (211,4 in)	5370 mm (211,4 in)	6020 mm (237 in)	6020 mm (237 in)	6020 mm (237 in)
R	5750 mm (226,4 in)	5750 mm (226,4 in)	5750 mm (226,4 in)	5740 mm (226 in)	5740 mm (226 in)	5740 mm (226 in)	6370 mm (250,8 in)	6370 mm (250,8 in)	6370 mm (250,8 in)
U	2310 mm (90,9 in)	2310 mm (90,9 in)	2310 mm (90,9 in)	2310 mm (90,9 in)	2310 mm (90,9 in)	2310 mm (90,9 in)	2310 mm (90,9 in)	2310 mm (90,9 in)	2310 mm (90,9 in)
Z	2440 mm (96,1 in)	2440 mm (96,1 in)	2440 mm (96,1 in)	2440 mm (96,1 in)	2440 mm (96,1 in)	2440 mm (96,1 in)	2500 mm (98,4 in)	2500 mm (98,4 in)	2500 mm (98,4 in)



# ***DIECI, A STRONG COMPANY***

## ***EXPERIENCE FOR INNOVATION***

We design and build work vehicles since 1962, and today we are recognized as one of the most important global players.

Proudly Italian, with general headquarters in Emilia Romagna of over 135,000 square meters and about 400 people employed, thanks to 3 European branches in Germany, United Kingdom, France and a global network of over 400 dealers, Dieci is present in over 70 countries.

Research and development of innovative technologies, training and customer care are incessantly at the center of our activities: the result of this constant commitment is realized in an offer that includes 159 models in production, including construction, agricultural, industrial and special vehicles.

In the last 2 years we have renewed 80% of the product range, to offer our customers increasingly advanced, performing, reliable and safe solutions.

We have made important upgrades on comfort and design, to **give value to the most important element for us: man.**

1962 **FOUNDED**

135.000 **m<sup>2</sup>**

400 **EMPLOYEES**

159 **MODELS**

19 **FAMILIES**



# TRUCK MIXER

L 3500 | L 4700 | F 7000

***DIECI***

[www.dieci.com](http://www.dieci.com)

