

# ***DIECI***



## ***AGRI FARMER***

***30.7 | 34.7 | 30.9 | 32.9***



***dieci.com***

PERFORMANCE

Vehicle model	AGRI FARMER 30.7 - GD	AGRI FARMER 34.7 - GD	AGRI FARMER 30.9 - GD	AGRI FARMER 32.9 - GD
Maximum capacity	3000 kg (6614 lb)	3400 kg (7496 lb)	3000 kg (6614 lb)	3200 kg (7055 lb)
Maximum lifting height	6.35 m (20.8 ft)	6.35 m (20.8 ft)	8.65 m (28.4 ft)	8.65 m (28.4 ft)
Maximum horizontal extension	3.6 m (11.8 ft)	3.6 m (11.8 ft)	5.6 m (18.4 ft)	5.6 m (18.4 ft)
Fork swiveling angle	146°	146°	146°	146°
Pull-out force	5800 daN (13039 lbf)	5800 daN (13039 lbf)	5800 daN (13039 lbf)	5800 daN (13039 lbf)
Towing force	5800 daN (13039 lbf)	5800 daN (13039 lbf)	5800 daN (13039 lbf)	5800 daN (13039 lbf)
Unladen weight	6700 kg (14771 lb)	7150 kg (15763 lb)	6880 kg (15168 lb)	7330 kg (16160 lb)
Maximum climb angle	40 %	40 %	40 %	40 %
Max speed (referred to wheels with maximum permitted diameter)	40 km/h (24.9 mph)	40 km/h (24.9 mph)	40 km/h (24.9 mph)	40 km/h (24.9 mph)

BOOM

Vehicle model	AGRI FARMER 30.7 - GD	AGRI FARMER 34.7 - GD	AGRI FARMER 30.9 - GD	AGRI FARMER 32.9 - GD
Getting off the basket	4,4 s	4,4 s	4.7 s	4.7 s
Lifting	8.4 s	8.4 s	9.1 s	9.1 s
Extension	6.4 s	6.4 s	5.9 s	5.9 s
Retraction	3.6 s	3.6 s	3.3 s	3.3 s
Forward swiveling	3.6 s	3.6 s	3.6 s	3.6 s
Reverse swiveling	2.1 s	2.1 s	2 s	2 s

ENGINE

Vehicle model	AGRI FARMER 30.7 - GD	AGRI FARMER 34.7 - GD	AGRI FARMER 30.9 - GD	AGRI FARMER 32.9 - GD
Brand	Kubota	Kubota	Kubota	Kubota
Nominal power	79.5 kW (107 HP)	79.5 kW (107 HP)	79.5 kW (107 HP)	79.5 kW (107 HP)
@rpm	2200 rpm	2200 rpm	2200 rpm	2200 rpm
Peak power	79.5 kW (107 HP)	79.5 kW (107 HP)	79.5 kW (107 HP)	79.5 kW (107 HP)
@rpm	2200 rpm	2200 rpm	2200 rpm	2200 rpm
Operation	4-stroke	4-stroke	4-stroke	4-stroke
Injection	Electronic, Common Rail	Electronic, Common Rail	Electronic, Common Rail	Electronic, Common Rail
Number and arrangement of cylinders	4, Vertical in line	4, Vertical in line	4, Vertical in line	4, Vertical in line
Displacement	3769 cm³ (230 in³)	3769 cm³ (230 in³)	3769 cm³ (230 in³)	3769 cm³ (230 in³)
Consumption	220 g/kWh (361.90 lb/Hp h)	220 g/kWh (361.90 lb/Hp h)	220 g/kWh (361.90 lb/Hp h)	220 g/kWh (361.90 lb/Hp h)
@rpm	2200 rpm	2200 rpm	2200 rpm	2200 rpm
Emission standards	Stage V/Tier 4f	Stage V/Tier 4f	Stage V/Tier 4f	Stage V/Tier 4f
Exhaust gas treatment	DOC+DPF+SCR	DOC+DPF+SCR	DOC+DPF+SCR	DOC+DPF+SCR
Cooling system	Liquid	Liquid	Liquid	Liquid
Intake	Turbocharger after-cooler	Turbocharger after-cooler	Turbocharger after-cooler	Turbocharger after-cooler
Air filter	Air pre-heating and air pre-filtering with dust separator	Air pre-heating and air pre-filtering with dust separator	Air pre-heating and air pre-filtering with dust separator	Air pre-heating and air pre-filtering with dust separator

TRANSMISSION

Vehicle model	AGRI FARMER 30.7 - GD	AGRI FARMER 34.7 - GD	AGRI FARMER 30.9 - GD	AGRI FARMER 32.9 - GD
Transmission type	Hydrostatic with electronic control with variable displacement pump and ECO function	Hydrostatic with electronic control with variable displacement pump and ECO function	Hydrostatic with electronic control with variable displacement pump and ECO function	Hydrostatic with electronic control with variable displacement pump and ECO function
Hydraulic motor	Hydrostatic with continuous automatic adjustment	Hydrostatic with continuous automatic adjustment	Hydrostatic with continuous automatic adjustment	Hydrostatic with continuous automatic adjustment
Reversal	With electronic control operated with vehicle in motion	With electronic control operated with vehicle in motion	With electronic control operated with vehicle in motion	With electronic control operated with vehicle in motion
Inching	With electronic pedal for controlled forward movement	With electronic pedal for controlled forward movement	With electronic pedal for controlled forward movement	With electronic pedal for controlled forward movement
Gearbox	Servo-controlled 2-speed	Servo-controlled 2-speed	Servo-controlled 2-speed	Servo-controlled 2-speed

DIFFERENTIAL AXLES

Vehicle model	AGRI FARMER 30.7 - GD	AGRI FARMER 34.7 - GD	AGRI FARMER 30.9 - GD	AGRI FARMER 32.9 - GD
Type of axles	2 steering, with 4 epicycloidal reduction gears	2 steering, with 4 epicycloidal reduction gears	2 steering, with 4 epicycloidal reduction gears	2 steering, with 4 epicycloidal reduction gears
Type of steering	4 wheels / transversal / 2 wheels	4 wheels / transversal / 2 wheels	4 wheels / transversal / 2 wheels	4 wheels / transversal / 2 wheels
Front axle	Rigid with limited slip	Rigid with limited slip	Rigid with limited slip	Rigid with limited slip
Rear axle	Oscillating with limited slip	Oscillating with limited slip	Oscillating with limited slip	Oscillating with limited slip
Service braking	Oil bath with servo brake on front axle with double hydraulic system	Oil bath with servo brake on front axle with double hydraulic system	Oil bath with servo brake on front axle with double hydraulic system	Oil bath with servo brake on front axle with double hydraulic system
Parking braking	Negative actuation with electrical control	Negative actuation with electrical control	Negative actuation with electrical control	Negative actuation with electrical control

HYDRAULIC SYSTEM

Vehicle model	AGRI FARMER 30.7 - GD	AGRI FARMER 34.7 - GD	AGRI FARMER 30.9 - GD	AGRI FARMER 32.9 - GD
Hydraulic pump type	Gear pump for power steering and movements	Gear pump for power steering and movements	Gear pump for power steering and movements	Gear pump for power steering and movements
Hydraulic pump capacity	100 l/min (26.4 gal/min)	100 l/min (26.4 gal/min)	100 l/min (26.4 gal/min)	100 l/min (26.4 gal/min)
Max. operating pressure	24.5 MPa (3553 psi)	25.7 MPa (3727 psi)	24.5 MPa (3553 psi)	25.7 MPa (3727 psi)
Distributor control	Proportional 4 in 1 Joystick with FNR	Proportional 4 in 1 Joystick with FNR	Proportional 4 in 1 Joystick with FNR	Proportional 4 in 1 Joystick with FNR
Distributor type	Proportional 4 in 1 joystick hydraulic distributor with electro-hydraulic servocontrol. Open center services	Proportional 4 in 1 joystick hydraulic distributor with electro-hydraulic servocontrol. Open center services	Proportional 4 in 1 joystick hydraulic distributor with electro-hydraulic servocontrol. Open center services	Proportional 4 in 1 joystick hydraulic distributor with electro-hydraulic servocontrol. Open center services

FILLING

Vehicle model	AGRI FARMER 30.7 - GD	AGRI FARMER 34.7 - GD	AGRI FARMER 30.9 - GD	AGRI FARMER 32.9 - GD
Hydraulic system (total)	140 l (36.98 gal)	140 l (36.98 gal)	140 l (36.98 gal)	140 l (36.98 gal)
Diesel tank	100 L (26.42 gal)	100 L (26.42 gal)	100 L (26.42 gal)	100 L (26.42 gal)
AdBlue tank	20 l (5.28 gal)	20 l (5.28 gal)	20 l (5.28 gal)	20 l (5.28 gal)

TOWING CAPACITY

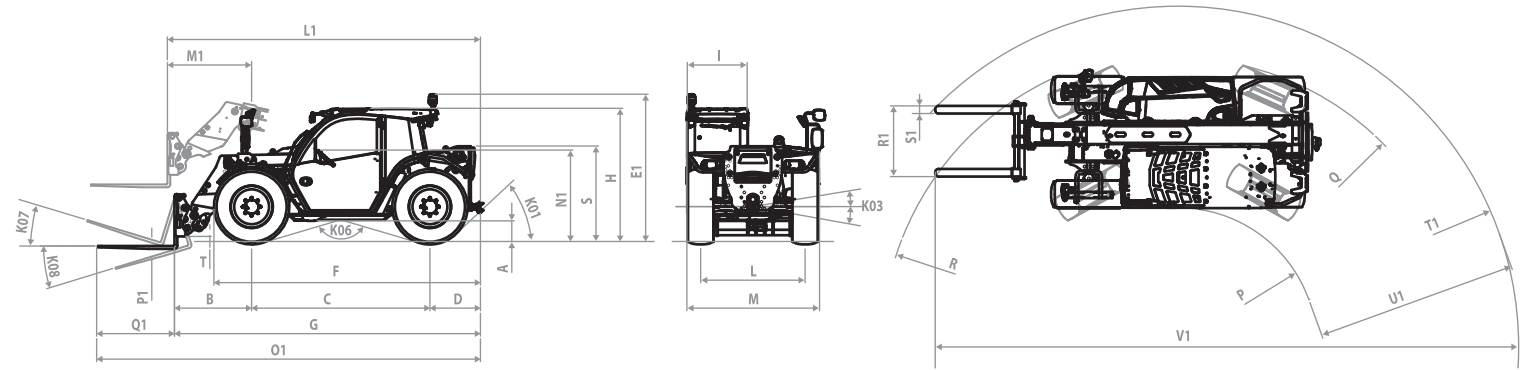
Vehicle model	AGRI FARMER 30.7 - GD	AGRI FARMER 34.7 - GD	AGRI FARMER 30.9 - GD	AGRI FARMER 32.9 - GD
Unbraked trailer	3500 kg (7716 lb)	3500 kg (7716 lb)	3500 kg (7716 lb)	3500 kg (7716 lb)
Inertia braking	8000 kg (17637 lb)	8000 kg (17637 lb)	8000 kg (17637 lb)	8000 kg (17637 lb)
Hydraulic/pneumatic braking	17000 kg (37479 lb)	17000 kg (37479 lb)	17000 kg (37479 lb)	17000 kg (37479 lb)

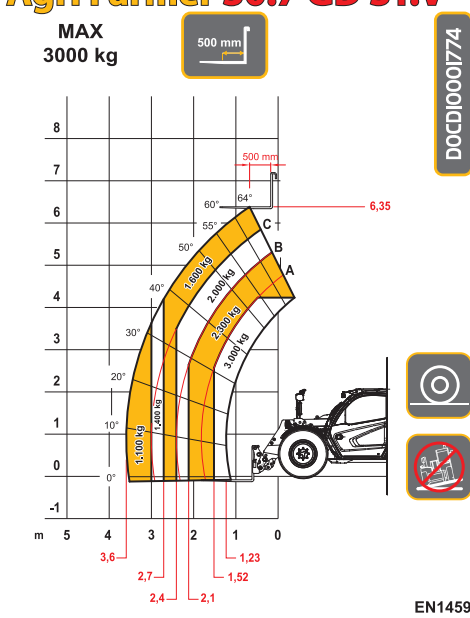
TYRES

Vehicle model	AGRI FARMER 30.7 - GD	AGRI FARMER 34.7 - GD	AGRI FARMER 30.9 - GD	AGRI FARMER 32.9 - GD
Standard tires	405/70-20"	405/70-20"	405/70-20"	405/70-20"

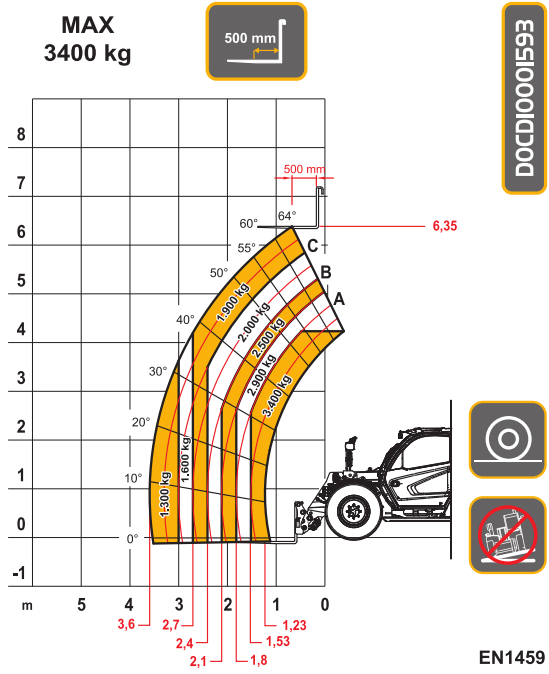
DIMENSIONS

Vehicle model	AGRI FARMER 30.7 - GD	AGRI FARMER 34.7 - GD	AGRI FARMER 30.9 - GD	AGRI FARMER 32.9 - GD
A	270 mm (10,6 in)	270 mm (10,6 in)	270 mm (10,6 in)	270 mm (10,6 in)
B	1200 mm (47.2 in)	1200 mm (47.2 in)	1240 mm (48,8 in)	1240 mm (48,8 in)
C	2830 mm (111.4 in)	2830 mm (111.4 in)	2830 mm (111.4 in)	2830 mm (111.4 in)
D	785 mm (30.9 in)	785 mm (30.9 in)	785 mm (30.9 in)	785 mm (30.9 in)
E1	2350 mm (92.5 in)	2520 mm (99.2 in)	2350 mm (92.5 in)	2520 mm (99.2 in)
F	4150 mm (163.4 in)	4150 mm (163.4 in)	4150 mm (163.4 in)	4150 mm (163.4 in)
G	4815 mm (189.6 in)	4815 mm (189.6 in)	4855 mm (191.1 in)	4855 mm (191.1 in)
H	2040 mm (80.3 in)	2210 mm (87.0 in)	2040 mm (80.3 in)	2210 mm (87.0 in)
I	966 mm (38.0 in)	966 mm (38.0 in)	966 mm (38.0 in)	966 mm (38.0 in)
L	1710 mm (67.3 in)	1710 mm (67.3 in)	1710 mm (67.3 in)	1710 mm (67.3 in)
L1	4940 mm (194.5 in)	4940 mm (194.5 in)	4960 mm (195.3 in)	4960 mm (195.3 in)
K01	36°	36°	36°	36°
K03	15°	16°	15°	16°
K06	154°	154°	154°	154°
K07	18°	18°	18°	18°
K08	129°	129°	129°	129°
M	2120 mm (83.5 in)	2120 mm (83.5 in)	2120 mm (83.5 in)	2120 mm (83.5 in)
M1	1324 mm (52.1 in)	1324 mm (52.1 in)	1344 mm (52.9 in)	1344 mm (52.9 in)
N1	1382 mm (54.4 in)	1555 mm (61.2 in)	1382 mm (54.4 in)	1555 mm (61.2 in)
O1	6015 mm (236.8 in)	6015 mm (236.8 in)	6055 mm (238.4 in)	6055 mm (238.4 in)
P	1664 mm (65.5 in)	1664 mm (65.5 in)	1664 mm (65.5 in)	1664 mm (65.5 in)
P1	45 mm (1.8 in)	45 mm (1.8 in)	45 mm (1.8 in)	45 mm (1.8 in)
Q	4240 mm (166.9 in)	4240 mm (166.9 in)	4240 mm (166.9 in)	4240 mm (166.9 in)
Q1	1200 mm (47.2 in)	1200 mm (47.2 in)	1200 mm (47.2 in)	1200 mm (47.2 in)
R	4214 mm (165.9 in)	4214 mm (165.9 in)	4214 mm (165.9 in)	4214 mm (165.9 in)
R1	1100 mm (43.3 in)	1100 mm (43.3 in)	1100 mm (43.3 in)	1100 mm (43.3 in)
S	1445 mm (56.9 in)	1445 mm (56.9 in)	1445 mm (56.9 in)	1445 mm (56.9 in)
S1	120 mm (4.7 in)	120 mm (4.7 in)	120 mm (4.7 in)	120 mm (4.7 in)
T	30 mm (1.2 in)	30 mm (1.2 in)	115 mm (4.5 in)	115 mm (4.5 in)
T1	5000 mm (196.9 in)	5000 mm (196.9 in)	5025 mm (197.8 in)	5025 mm (197.8 in)
U1	3335 mm (131.3 in)	3335 mm (131.3 in)	3361 mm (132.3 in)	3361 mm (132.3 in)
V1	8817 mm (347.1 in)	8817 mm (347.1 in)	8880 mm (349.6 in)	8880 mm (349.6 in)

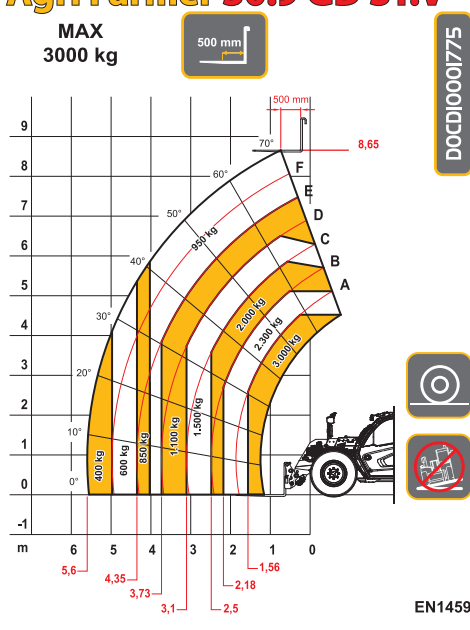




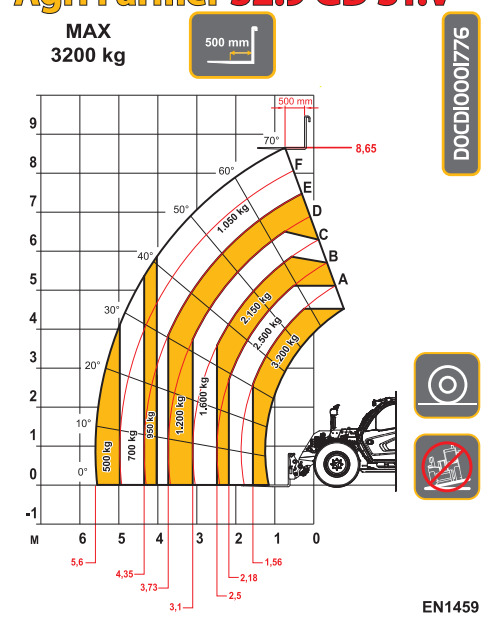
30.7



34.7



30.9



32.9