

DIECI



AGRI MAX POWER X2

50.8 | 65.8 | 60.9



dieci.com

PERFORMANCE

Vehicle model	AGRI MAX 50.8 POWER X2 - GD	AGRI MAX 65.8 POWER X2 - GD	AGRI MAX 60.9 POWER X2 - GD
Maximum capacity	4999 kg (11021 lb)	6500 kg (14330 lb)	6000 kg (13228 lb)
Maximum lifting height	7.7 m (25.3 ft)	7.7 m (25.3 ft)	8.6 m (28.2 ft)
Maximum horizontal extension	4.1 m (13.5 ft)	4.1 m (13.5 ft)	4.9 m (16.1 ft)
Fork swiveling angle	144°	144°	144°
Pull-out force	8900 daN (20008 lbf)	8900 daN (20008 lbf)	8900 daN (20008 lbf)
Towing force	8585 daN (19300 lbf)	8585 daN (19300 lbf)	8585 daN (19300 lbf)
Unladen weight	10870 kg (23964 lb)	11850 kg (26125 lb)	11850 kg (26125 lb)
Maximum climb angle	40 %	40 %	40 %
Max speed (referred to wheels with maximum permitted diameter)	50 km/h (31.1 mph)	50 km/h (31.1 mph)	50 km/h (31.1 mph)

BOOM

Vehicle model	AGRI MAX 50.8 POWER X2 - GD	AGRI MAX 65.8 POWER X2 - GD	AGRI MAX 60.9 POWER X2 - GD
Getting off the basket	6.9 s	10.4 s	10.4 s
Lifting	8.7 s	11.1 s	11.1 s
Extension	7.3 s	7.3 s	8.4 s
Retraction	4.8 s	4.8 s	5.5 s
Forward swiveling	3.7 s	3.7 s	3.7 s
Reverse swiveling	3.8 s	3.8 s	3.8 s

ENGINE

Vehicle model	AGRI MAX 50.8 POWER X2 - GD	AGRI MAX 65.8 POWER X2 - GD	AGRI MAX 60.9 POWER X2 - GD
Brand	FPT	FPT	FPT
Nominal power	125 kW (168 HP)	125 kW (168 HP)	125 kW (168 HP)
@rpm	2200 rpm	2200 rpm	2200 rpm
Peak power	128 kW (172 HP)	128 kW (172 HP)	128 kW (172 HP)
@rpm	1900 rpm	1900 rpm	1900 rpm
Operation	4-stroke	4-stroke	4-stroke
Injection	Electronic, Common Rail	Electronic, Common Rail	Electronic, Common Rail
Number and arrangement of cylinders	4, Vertical in line	4, Vertical in line	4, Vertical in line
Displacement	4485 cm³ (274 in³)	4485 cm³ (274 in³)	4485 cm³ (274 in³)
Consumption	212 g/kWh (348.74 lb/Hp h)	212 g/kWh (348.74 lb/Hp h)	212 g/kWh (348.74 lb/Hp h)
@rpm	2200 rpm	2200 rpm	2200 rpm
Emission standards	Stage V	Stage V	Stage V
Exhaust gas treatment	DOC+SCRoF (with AdBlue)	DOC+SCRoF (with AdBlue)	DOC+SCRoF (with AdBlue)
Cooling system	Liquid	Liquid	Liquid
Intake	16-valve turbocharger with aftercooler	16-valve turbocharger with aftercooler	16-valve turbocharger with aftercooler
Air filter	Air pre-heating and air pre-filtering with dust separator	Air pre-heating and air pre-filtering with dust separator	Air pre-heating and air pre-filtering with dust separator

TRANSMISSION

Vehicle model	AGRI MAX 50.8 POWER X2 - GD	AGRI MAX 65.8 POWER X2 - GD	AGRI MAX 60.9 POWER X2 - GD
Transmission type	Continuously variable hydrostatic-mechanical CVT	Continuously variable hydrostatic-mechanical CVT	Continuously variable hydrostatic-mechanical CVT
Hydraulic motor	1 hydrostatic motor with continuous automatic adjustment	1 hydrostatic motor with continuous automatic adjustment	1 hydrostatic motor with continuous automatic adjustment
Reversal	With electronic control operated with vehicle in motion	With electronic control operated with vehicle in motion	With electronic control operated with vehicle in motion
Inching	With electronic pedal for controlled forward movement	With electronic pedal for controlled forward movement	With electronic pedal for controlled forward movement
Drive mode	Automotive, Eco, Loader, Creeper	Automotive, Eco, Loader, Creeper	Automotive, Eco, Loader, Creeper

DIFFERENTIAL AXLES

Vehicle model	AGRI MAX 50.8 POWER X2 - GD	AGRI MAX 65.8 POWER X2 - GD	AGRI MAX 60.9 POWER X2 - GD
Type of axles	2 steering, with 4 epicycloidal reduction gears. Limited slip 45% on both axles	2 steering, with 4 epicycloidal reduction gears. Limited slip 45% on both axles	2 steering, with 4 epicycloidal reduction gears. Limited slip 45% on both axles
Type of steering	4 wheels / transversal / 2 wheels	4 wheels / transversal / 2 wheels	4 wheels / transversal / 2 wheels
Front axle	Suspended with levelling	Suspended with levelling	Suspended with levelling
Rear axle	Swinging	Swinging	Swinging
Service braking	Oil bath with servo brake on front and rear axle with double hydraulic system	Oil bath with servo brake on front and rear axle with double hydraulic system	Oil bath with servo brake on front and rear axle with double hydraulic system
Parking braking	Negative actuation with electronic control	Negative actuation with electronic control	Negative actuation with electronic control

HYDRAULIC SYSTEM

Vehicle model	AGRI MAX 50.8 POWER X2 - GD	AGRI MAX 65.8 POWER X2 - GD	AGRI MAX 60.9 POWER X2 - GD
Hydraulic pump type	Piston pump with variable flow rate for power steering and movements. Gear pumps for Fan Drive with fan reversal.	Piston pump with variable flow rate for power steering and movements. Gear pumps for Fan Drive with fan reversal.	Piston pump with variable flow rate for power steering and movements. Gear pumps for Fan Drive with fan reversal.
Hydraulic pump capacity	305 l/min (80.6 gal/min)	305 l/min (80.6 gal/min)	305 l/min (80.6 gal/min)
Max. operating pressure	26 MPa (3771 psi)	26 MPa (3771 psi)	26 MPa (3771 psi)
Distributor control	4 in 1 proportional electrical Joystick with FNR	4 in 1 proportional electrical Joystick with FNR	4 in 1 proportional electrical Joystick with FNR
Distributor type	Hydraulic in 4 sections with “Load Sensing” proportional electric control with “Flow Sharing”, 4 simultaneous movements with independent maximum speed setting of each movement, continuous oil function on hydraulic sockets.	Hydraulic in 4 sections with “Load Sensing” proportional electric control with “Flow Sharing”, 4 simultaneous movements with independent maximum speed setting of each movement, continuous oil function on hydraulic sockets.	Hydraulic in 4 sections with “Load Sensing” proportional electric control with “Flow Sharing”, 4 simultaneous movements with independent maximum speed setting of each movement, continuous oil function on hydraulic sockets.

FILLING

Vehicle model	AGRI MAX 50.8 POWER X2 - GD	AGRI MAX 65.8 POWER X2 - GD	AGRI MAX 60.9 POWER X2 - GD
Hydraulic system (total)	170 l (44.91 gal)	170 l (44.91 gal)	170 l (44.91 gal)
Diesel tank	175 l (46.23 gal)	175 l (46.23 gal)	175 l (46.23 gal)
AdBlue tank	27 l (7.13 gal)	27 l (7.13 gal)	27 l (7.13 gal)

TOWING CAPACITY

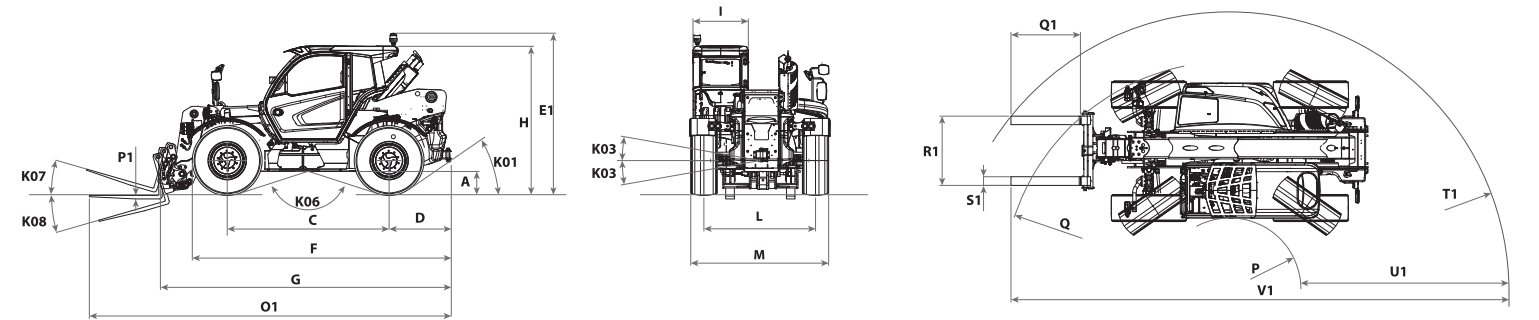
Vehicle model	AGRI MAX 50.8 POWER X2 - GD	AGRI MAX 65.8 POWER X2 - GD	AGRI MAX 60.9 POWER X2 - GD
Unbraked trailer	3500 kg (7716 lb)	3500 kg (7716 lb)	3500 kg (7716 lb)
Inertia braking	8000 kg (17637 lb)	8000 kg (17637 lb)	8000 kg (17637 lb)
Hydraulic/pneumatic braking	25000 kg (55116 lb)	25000 kg (55116 lb)	25000 kg (55116 lb)

TYRES

Vehicle model	AGRI MAX 50.8 POWER X2 - GD	AGRI MAX 65.8 POWER X2 - GD	AGRI MAX 60.9 POWER X2 - GD
Standard tires	500/70 R24	500/70 R24	500/70 R24

DIMENSIONS

Vehicle model	AGRI MAX 50.8 POWER X2 - GD	AGRI MAX 65.8 POWER X2 - GD	AGRI MAX 60.9 POWER X2 - GD
A	508 mm (20.0 in)	508 mm (20.0 in)	508 mm (20.0 in)
C	2850 mm (112.2 in)	2850 mm (112.2 in)	2850 mm (112.2 in)
D	1266 mm (49.8 in)	1266 mm (49.8 in)	1266 mm (49.8 in)
E1	2841 mm (111.9 in)	2841 mm (111.9 in)	2841 mm (111.9 in)
F	4767 mm (187.7 in)	4767 mm (187.7 in)	4767 mm (187.7 in)
G	5321 mm (209.5 in)	5321 mm (209.5 in)	5671 mm (223.3 in)
H	2608 mm (102.7 in)	2608 mm (102.7 in)	2608 mm (102.7 in)
I	960 mm (37.8 in)	960 mm (37.8 in)	960 mm (37.8 in)
L	1950 mm (76.8 in)	1950 mm (76.8 in)	1950 mm (76.8 in)
K01	37°	37°	37°
K03	10°	10°	10°
K06	136°	136°	136°
K07	16°	16°	16°
K08	131°	131°	131°
M	2461 mm (96.9 in)	2461 mm (96.9 in)	2461 mm (96.9 in)
O1	6602 mm (259.9 in)	6602 mm (259.9 in)	6952 mm (273.7 in)
P	1348 mm (53.1 in)	1348 mm (53.1 in)	1348 mm (53.1 in)
P1	60 mm (2.4 in)	60 mm (2.4 in)	60 mm (2.4 in)
Q	4100 mm (161.4 in)	4100 mm (161.4 in)	4100 mm (161.4 in)
Q1	1200 mm (47.2 in)	1200 mm (47.2 in)	1200 mm (47.2 in)
R1	1200 mm (47.2 in)	1200 mm (47.2 in)	1200 mm (47.2 in)
S1	150 mm (5.9 in)	150 mm (5.9 in)	150 mm (5.9 in)
T1	4919 mm (193.7 in)	4919 mm (193.7 in)	4919 mm (193.7 in)
U1	3571 mm (140.6 in)	3571 mm (140.6 in)	3921 mm (154.4 in)
V1	8720 mm (343.3 in)	8720 mm (343.3 in)	9070 mm (357.1 in)



MAX
4999 kg / 11021 lb

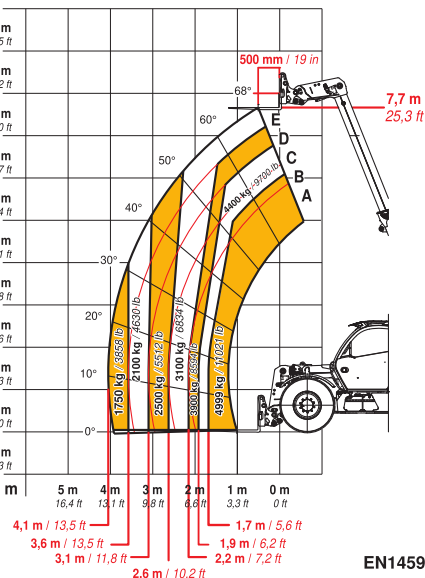


DOCID0000944



50.8

EN1459 Annex-B



MAX
6000 kg

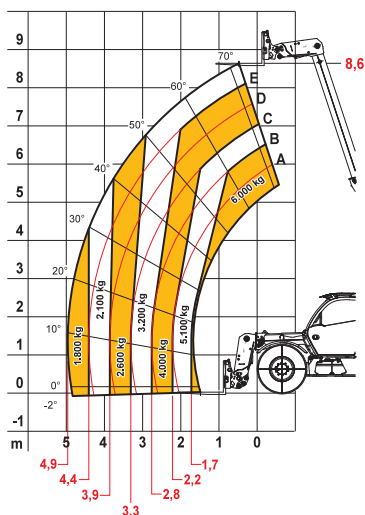


DOCID0001433



60.9

EN1459



MAX
6500 kg / 14330 lb



DOCID0000946



65.8

EN1459-1 Annex-B

