

DIECI



ICARUS DYNAMIC

45.14 | 45.17 | 60.18



dieci.com

PERFORMANCE

Vehicle model	ICARUS 45.14 DYNAMIC - GD	ICARUS 45.17 DYNAMIC - GD	ICARUS 60.18 DYNAMIC - GD
Maximum capacity	4500 kg (9921 lb)	4500 kg (9921 lb)	6000 kg (13228 lb)
Maximum lifting height	13.4 m (44.0 ft)	16.4 m (53.8 ft)	17.8 m (58.4 ft)
Maximum horizontal extension	9.5 m (31.2 ft)	12.5 m (41.0 ft)	13.9 m (45.6 ft)
Fork swiveling angle	130°	130°	133°
Pull-out force	9800 daN (22031 lbf)	9800 daN (22031 lbf)	5700 daN (12814 lbf)
Towing force	8560 daN (19244 lbf)	8560 daN (19244 lbf)	9760 daN (21941 lbf)
Unladen weight	12100 kg (26676 lb)	13000 kg (28660 lb)	14750 kg (32518 lb)
Maximum climb angle	40 %	50 %	40 %
Max speed (referred to wheels with maximum permitted diameter)	38 km/h (23.6 mph)	38 km/h (23.6 mph)	30 km/h (18.6 mph)

BOOM

Vehicle model	ICARUS 45.14 DYNAMIC - GD	ICARUS 45.17 DYNAMIC - GD	ICARUS 60.18 DYNAMIC - GD
Getting off the basket	8.4 s	10.2 s	9.3 s
Lifting	12.3 s	14.1 s	13.3 s
Extension	21.4 s	21.4 s	19 s
Retraction	15.6 s	14.1 s	12.8 s
Forward swiveling	3.3 s	3.3 s	3.3 s
Reverse swiveling	2.1 s	2.1 s	2.1 s

ENGINE

Vehicle model	ICARUS 45.14 DYNAMIC - GD	ICARUS 45.17 DYNAMIC - GD	ICARUS 60.18 DYNAMIC - GD
Brand	Kubota	Kubota	Kubota
Nominal power	85.1 kW (114 HP)	85.1 kW (114 HP)	85.1 kW (114 HP)
@rpm	2600 rpm	2600 rpm	2600 rpm
Peak power	85 kW (114 HP)	85 kW (114 HP)	85 kW (114 HP)
@rpm	2600 rpm	2600 rpm	2600 rpm
Operation	4-stroke	4-stroke	4-stroke
Injection	Electronic, Common Rail	Electronic, Common Rail	Electronic, Common Rail
Number and arrangement of cylinders	4, Vertical in line	4, Vertical in line	4, Vertical in line
Displacement	3769 cm³ (230 in³)	3769 cm³ (230 in³)	3769 cm³ (230 in³)
Consumption	215 g/kWh (353,68 lb/Hp h)	215 g/kWh (353,68 lb/Hp h)	215 g/kWh (353,68 lb/Hp h)
@rpm	2600 rpm	2600 rpm	2600 rpm
Emission standards	Stage V	Stage V	Stage V
Exhaust gas treatment	DOC+DPF+SCR	DOC+DPF+SCR	DOC+DPF+SCR
Cooling system	Liquid	Liquid	Liquid
Intake	Turbocharger after-cooler	Turbocharger after-cooler	Turbocharger after-cooler
Air filter	Air pre-heating and air pre-filtering with dust separator	Air pre-heating and air pre-filtering with dust separator	Air pre-heating and air pre-filtering with dust separator

TRANSMISSION

Vehicle model	ICARUS 45.14 DYNAMIC - GD	ICARUS 45.17 DYNAMIC - GD	ICARUS 60.18 DYNAMIC - GD
Transmission type	Electronically controlled hydrostatic Shift on Fly with gear shift in motion and ECO function	Electronically controlled hydrostatic Shift on Fly with gear shift in motion and ECO function	Electronically controlled hydrostatic Shift on Fly with gear shift in motion and ECO function
Hydraulic motor	Hydrostatic with continuous automatic adjustment	Hydrostatic with continuous automatic adjustment	Hydrostatic with continuous automatic adjustment
Reversal	With electronic control operated with vehicle in motion	With electronic control operated with vehicle in motion	With electronic control operated with vehicle in motion
Inching	With electronic pedal for controlled forward movement	With electronic pedal for controlled forward movement	With electronic pedal for controlled forward movement
Gearbox	2-speed with electronic servo-control "Shift on Fly" with gear shift in motion	2-speed with electronic servo-control "Shift on Fly" with gear shift in motion	2-speed with electronic servo-control "Shift on Fly" with gear shift in motion

DIFFERENTIAL AXLES

Vehicle model	ICARUS 45.14 DYNAMIC - GD	ICARUS 45.17 DYNAMIC - GD	ICARUS 60.18 DYNAMIC - GD
Type of axles	2 steering, with 4 epicycloidal reduction gears	2 steering, with 4 epicycloidal reduction gears	2 steering, with 4 epicycloidal reduction gears
Type of steering	4 wheels / transversal / 2 wheels	4 wheels / transversal / 2 wheels	4 wheels / transversal / 2 wheels
Front axle	With transverse leveling device with control in the cab	With transverse leveling device with control in the cab	With transverse leveling device with control in the cab
Rear axle	Swinging	Swinging	Oscillating with automatic lock
Service braking	Oil bath with servo brake on front and rear axle with double hydraulic system	Oil bath with servo brake on front and rear axle with double hydraulic system	Oil bath with servo brake on front axle with double hydraulic system
Parking braking	Negative actuation with electrical control	Negative actuation with electrical control	Negative actuation with electrical control

HYDRAULIC SYSTEM

Vehicle model	ICARUS 45.14 DYNAMIC - GD	ICARUS 45.17 DYNAMIC - GD	ICARUS 60.18 DYNAMIC - GD
Hydraulic pump type	Dual gear pump for power steering and movements	Dual gear pump for power steering and movements	Dual gear pump for power steering and movements
Hydraulic pump capacity	140 l/min (37.0 gal/min)	140 l/min (37.0 gal/min)	140 l/min (37.0 gal/min)
Max. operating pressure	25 MPa (3626 psi)	25 MPa (3626 psi)	27 MPa (3916 psi)
Distributor control	4 in 1 proportional electrical Joystick with FNR	4 in 1 proportional electrical Joystick with FNR	4 in 1 proportional electrical Joystick with FNR
Distributor type	Full electric proportional hydraulic	Full electric proportional hydraulic	Full electric proportional hydraulic
Outriggers	Two with proportional control and independent from the cab	Two with proportional control and independent from the cab	Two with proportional control and independent from the cab

FILLING

Vehicle model	ICARUS 45.14 DYNAMIC - GD	ICARUS 45.17 DYNAMIC - GD	ICARUS 60.18 DYNAMIC - GD
Hydraulic system (total)	174 l (45.97 gal)	174 l (45.97 gal)	190 l (50.19 gal)
Diesel tank	120 l (31.70 gal)	120 l (31.70 gal)	120 l (31.70 gal)
AdBlue tank	20 l (5.28 gal)	20 l (5.28 gal)	20 l (5.28 gal)

TOWING CAPACITY

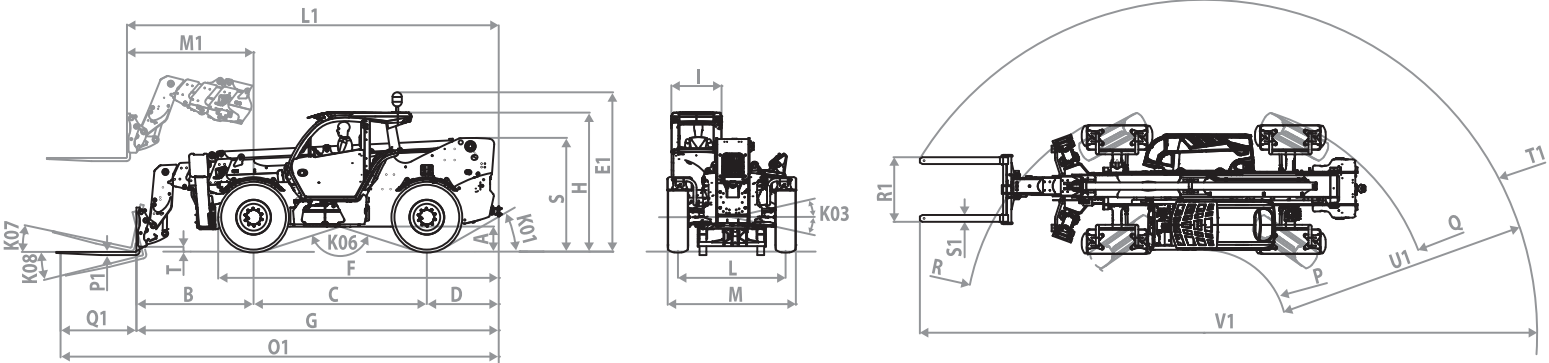
Vehicle model	ICARUS 45.14 DYNAMIC - GD	ICARUS 45.17 DYNAMIC - GD	ICARUS 60.18 DYNAMIC - GD
Unbraked trailer	3000 kg (6614 lb)	-	-
Inertia braking	6000 kg (13228 lb)	-	-

TYRES

Vehicle model	ICARUS 45.14 DYNAMIC - GD	ICARUS 45.17 DYNAMIC - GD	ICARUS 60.18 DYNAMIC - GD
Standard tires	400/70-24	400/70-24	440/80-24"

DIMENSIONS

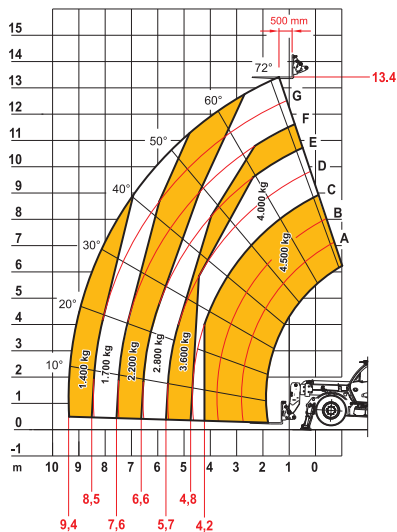
Vehicle model	ICARUS 45.14 DYNAMIC - GD	ICARUS 45.17 DYNAMIC - GD	ICARUS 60.18 DYNAMIC - GD
A	390 mm (15.4 in)	390 mm (15.4 in)	460 mm (18.1 in)
B	1900 mm (74.8 in)	1960 mm (77.2 in)	2230 mm (87.8 in)
C	3050 mm (120.1 in)	3050 mm (120.1 in)	3300 mm (129.9 in)
D	1255 mm (49.4 in)	1255 mm (49.4 in)	1370 mm (53.9 in)
E1	2805 mm (110.4 in)	2805 mm (110.4 in)	2935 mm (115.6 in)
F	4890 mm (192.5 in)	4890 mm (192.5 in)	5350 mm (210.6 in)
G	6200 mm (244.1 in)	6260 mm (246.5 in)	6900 mm (271.7 in)
H	2530 mm (99.6 in)	2530 mm (99.6 in)	2670 mm (105.1 in)
I	960 mm (37.8 in)	960 mm (37.8 in)	960 mm (37.8 in)
L	1970 mm (77.6 in)	1970 mm (77.6 in)	2050 mm (80.7 in)
L1	6340 mm (249.6 in)	6455 mm (254.1 in)	7095 mm (279.3 in)
K01	32°	32°	30°
K03	10°	10°	10°
K06	147°	147°	145°
K07	14°	14°	14°
K08	120°	120°	120°
M	2390 mm (94.1 in)	2390 mm (94.1 in)	2440 mm (96.1 in)
M1	2030 mm (79.9 in)	2030 mm (79.9 in)	2420 mm (95.3 in)
O1	7400 mm (291.3 in)	7465 mm (293.9 in)	8100 mm (318.9 in)
P	1405 mm (55.3 in)	1405 mm (55.3 in)	1250 mm (49,2 in)
P1	50 mm (2.0 in)	50 mm (2.0 in)	60 mm (2.4 in)
Q	4140 mm (163.0 in)	4140 mm (163.0 in)	3970 mm (156.3 in)
Q1	1200 mm (47.2 in)	1200 mm (47.2 in)	1525 mm (60.0 in)
R	4140 mm (163.0 in)	4140 mm (163.0 in)	4160 mm (163.8 in)
R1	1220 mm (48.0 in)	1220 mm (48.0 in)	1230 mm (48.4 in)
S	1800 mm (70.9 in)	1800 mm (70.9 in)	2152 mm (84.7 in)
S1	120 mm (4.7 in)	120 mm (4.7 in)	130 mm (5.1 in)
T	155 mm (6.1 in)	98 mm (3.9 in)	80 mm (3,1 in)
T1	5635 mm (221.9 in)	5675 mm (223.4 in)	5834 mm (229.7 in)
U1	4230 mm (166.5 in)	4275 mm (168.3 in)	4767 mm (187.7 in)
V1	10260 mm (403.9 in)	10360 mm (407.9 in)	10965 mm (431.7 in)



MAX
4500 kg



DOCID0003388



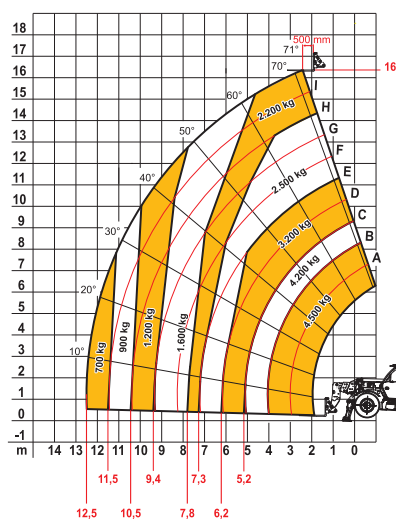
EN1459-1

45.14

MAX
4500 kg



DOCID0001728



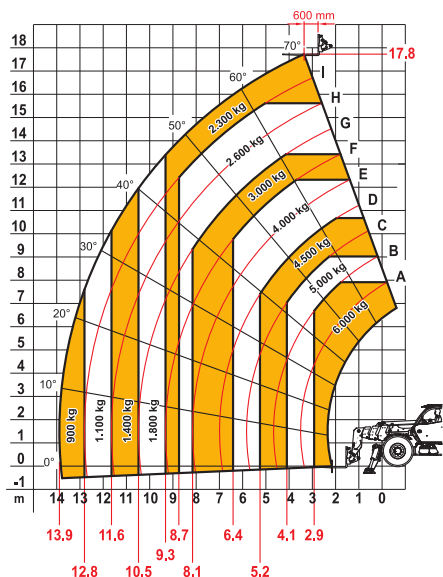
EN1459-B

45.17

MAX
6000 kg



DOCID0001807



EN1459-B

60.18